










MINUTES MATTER

OPTIONS FOR SECURE FIREARM STORAGE

STEP 1. Pick a place to securely store your firearm(s).

STORAGE PLACE		
Longest ↑ TIME TO ACCESS ↓ Shortest	Firearm retailers or ranges (check state and local laws)	
	Family member or friend (check state and local laws)	
	Personal storage unit (check state and local laws)	
	Detached garage/shed	
	Gun safe or cabinet	
	Lock box/locked hard case	
	Difficult to reach place (ex: attic, garage, high shelf)	
	Private room (ex: under pillow, nightstand, closet)	
	On person (ex: holster, bag)	

STEP 2. Add time to access with extra safety measures.

DISASSEMBLE THE FIREARM		ASK SOMEONE ELSE	
Remove firing pin 	Disassemble 	Give key/code to others 	
REMOVE AMMUNITION			
Unloaded 	Chamber flag 	Separate ammo 	
USE DIFFERENT LOCKS FOR LOCKBOX, CABINET, OR SAFE			
Biometric 	Keypad 	Combo 	Key 
STORE WITH REMINDERS		LOCK THE FIREARM	
VCL number 	Safety plan 	Cable lock 	Trigger lock 

STEP 3. My plans to securely store firearms:

- _____
- _____

What might change about this plan: _____

Who will help me with this plan: _____